

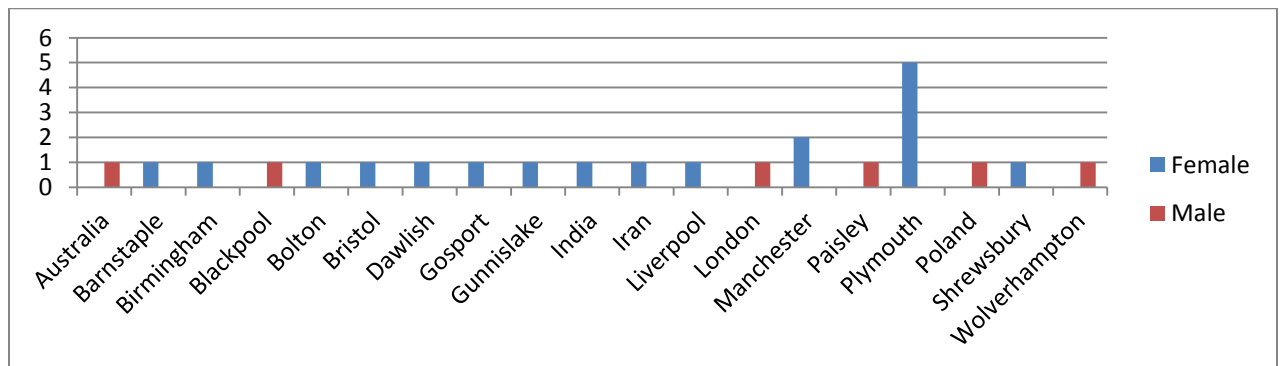
plymouthdance

PLYMOUTH DANCE PROFESSIONALS ANALYSIS & STATISTICS

Between June and November 2014, 25 individuals (dancers, choreographers, teachers, lecturers, producers) were interviewed in order to gather data regarding employment of dance professionals in Plymouth.

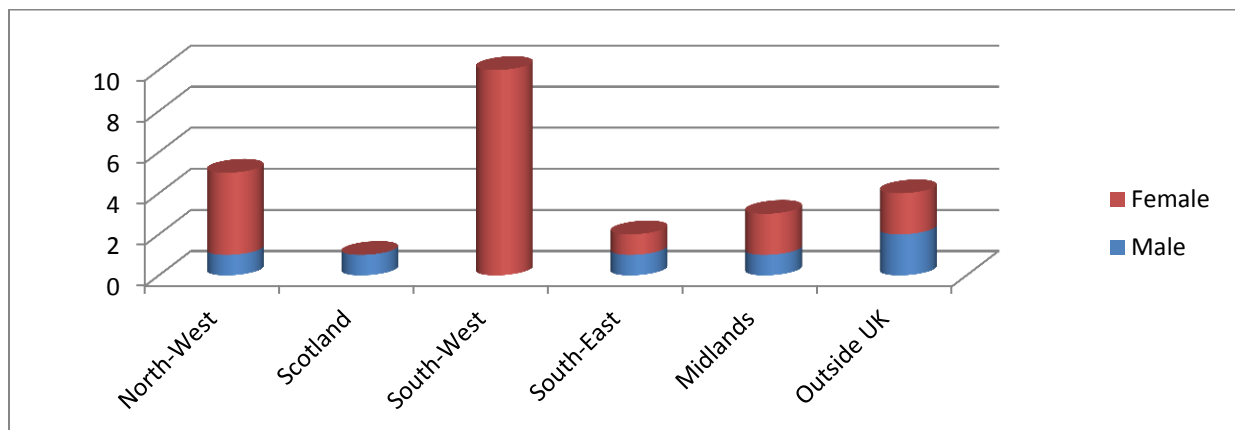
This report captures the highlights of the data collected.

Where do our dance professionals come from?



As you can see from this graph, there are more female professionals than male and the professionals as a whole come from a wide variety of places. It is worth noting, that all of our male professionals are from outside Plymouth.

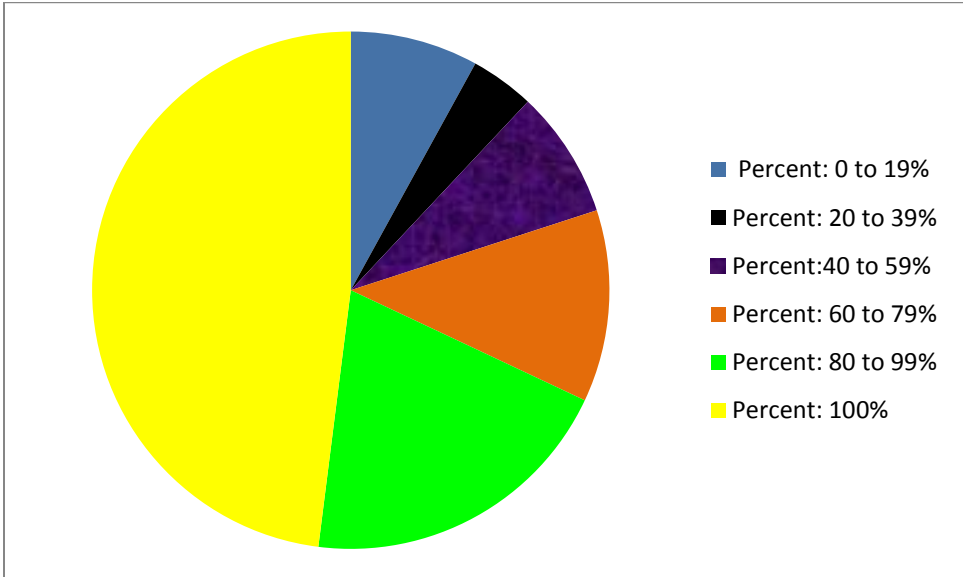
However, we can get a clearer picture, if we look regionally, this not only highlights the geographical origins of our professionals, but also the ratio of male to female from each region:



As you can see, there is at least one male dancer from all regions except the South-West.

Percentage of work is Dance?

12/25 professionals earn all their money from dance - 48%, if we take a look at the pie chart of how many professionals earn at least 80% of their wage from dance, it is quite remarkable (especially when taking into consideration the fact that many who were questioned deliberately choose to not work 100% in dance so they can be involved in other projects/ work):

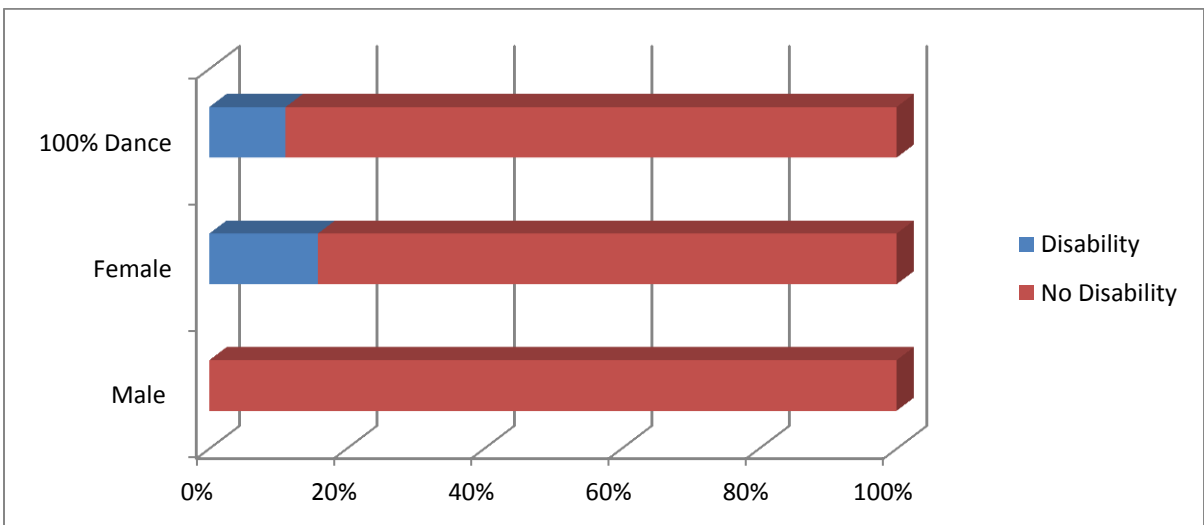


This means that 17/25 professionals earn at least 80% of their wage from dance, that is 68!

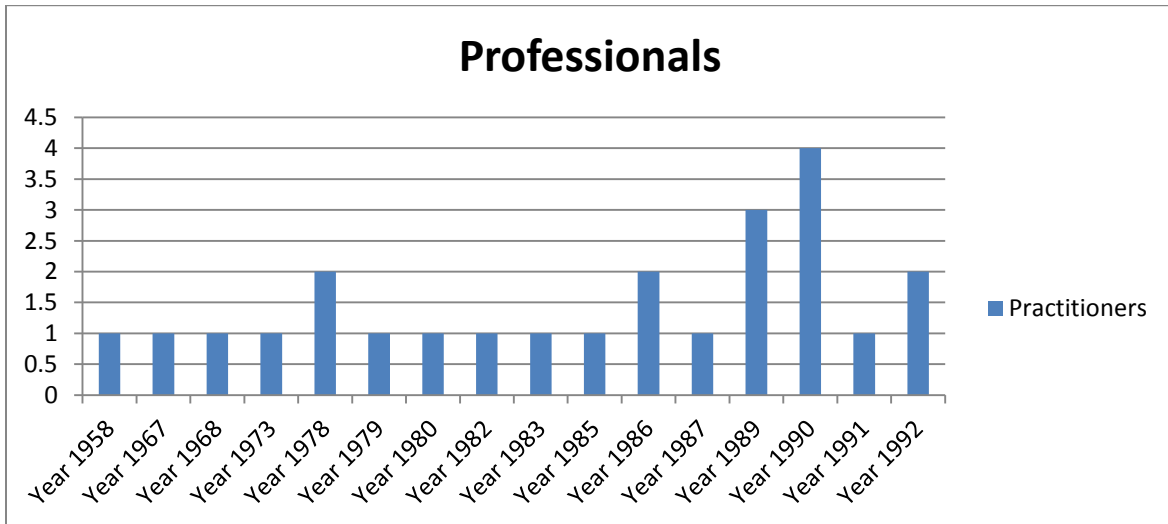
For those who earn at least 60% of their income from dance, that number increases to 20/25, a remarkable 80%!

Disability

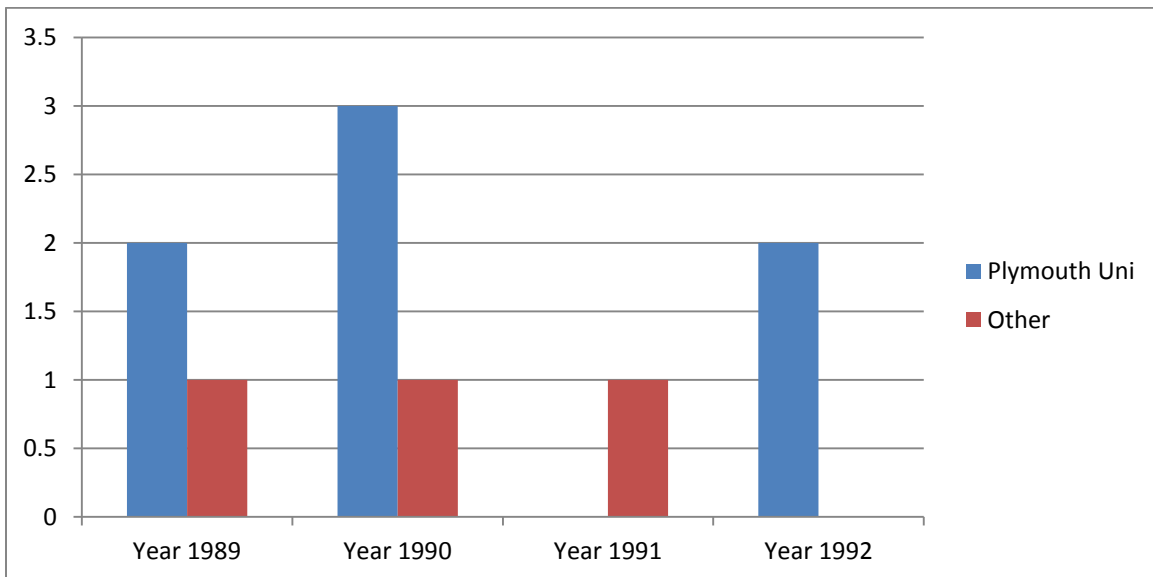
The following is a graph that charts disability related to gender and employment in dance:



The chart is quite clear, the majority of our professionals do not identify as having a disability - of those that do, all are female and professionals with a disability make up less than 10% of the overall make up of professionals who are fully employed in dance.



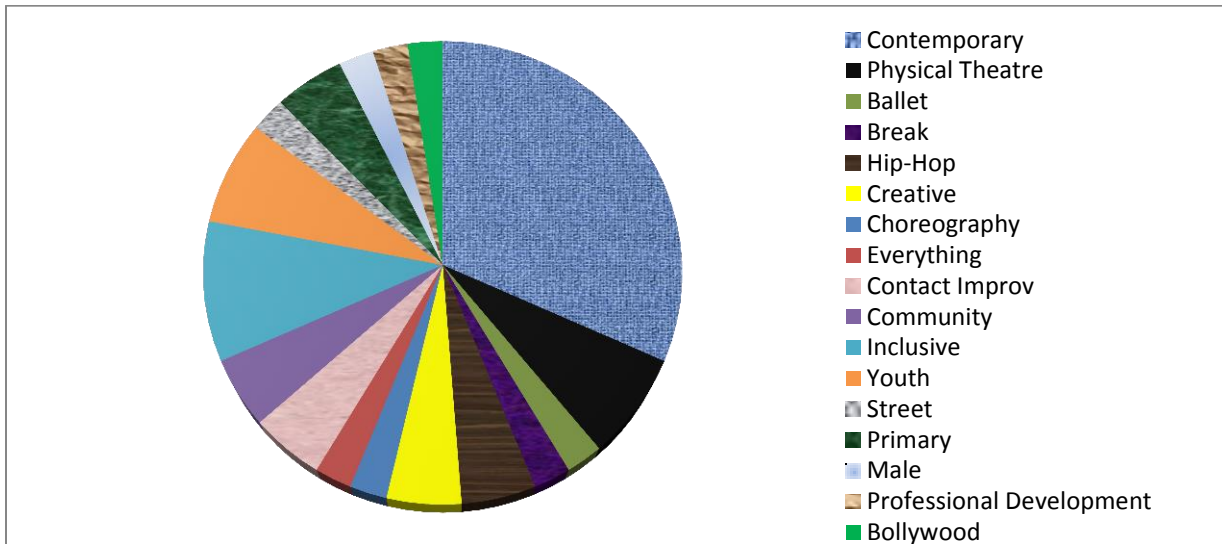
Fantastically, there appears to be a 34 year spectrum of date of births with regards professionals in the city, spanning 5 decades! This graph shows that the vast majority of professionals are between the ages of 22-25 years of age, which suggests that Plymouth is attracting recent graduates. To enhance this theory we shall also see which of these alleged graduates, studied at Plymouth University:



This bar chart shows that the majority of those born in 1990 and lesser so for 1989 studied at Plymouth University. Also, the professionals born in 1992 all studied at Plymouth University. Interestingly there is an anomaly in 1991, with nobody in this category having studied at Plymouth University.

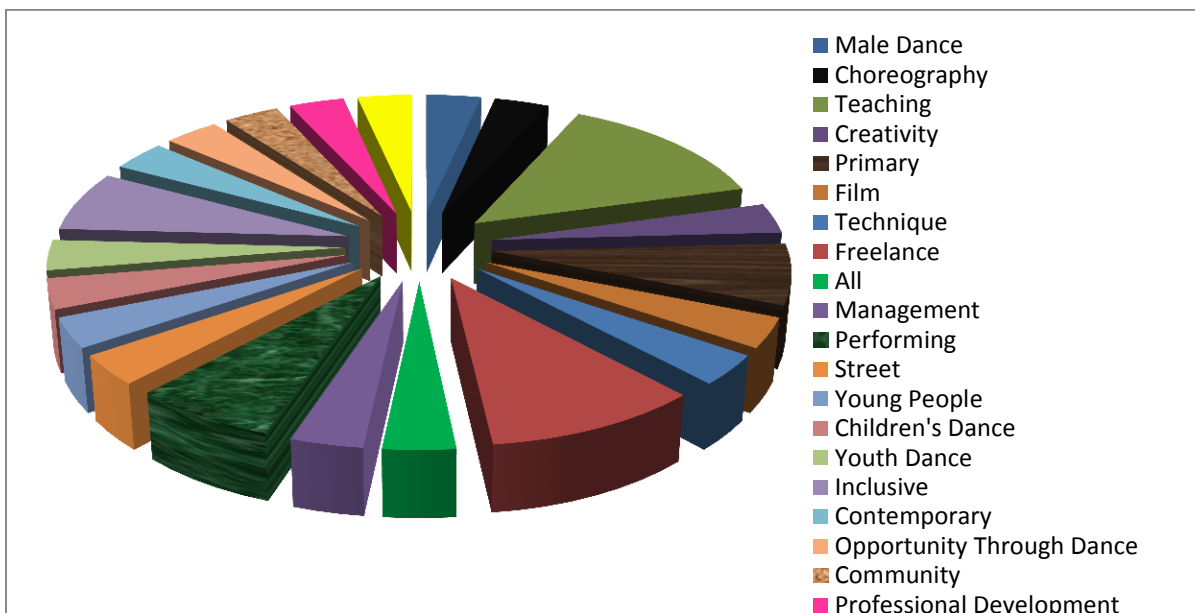
What style?

Below is a pie chart showing which styles our practitioners prefer:



Contemporary is clearly a big passion for the city, interestingly, the second biggest style people chose was inclusive.

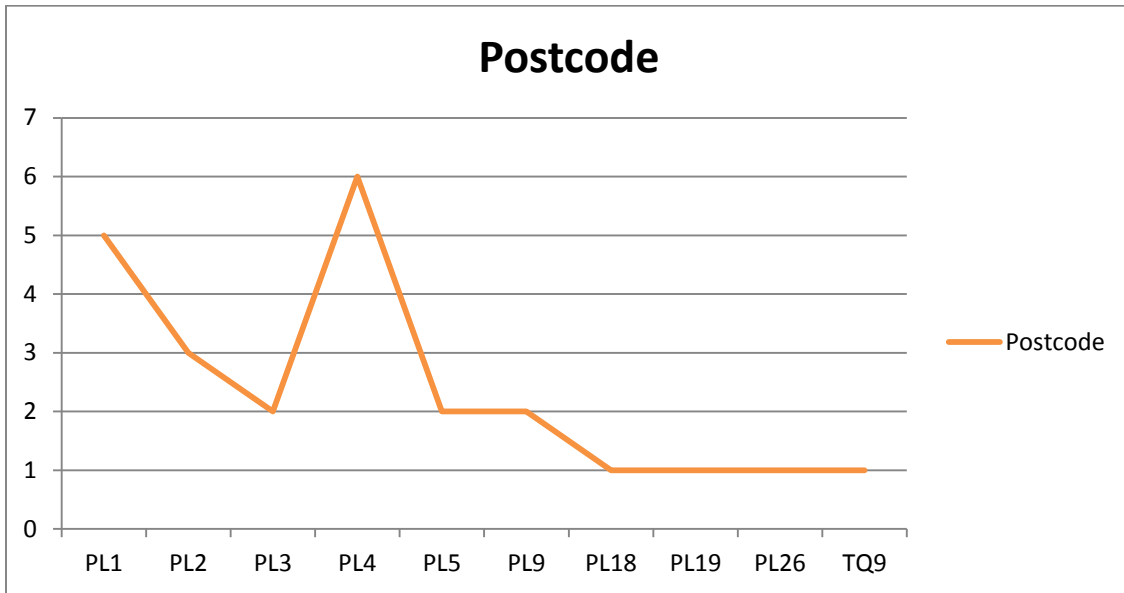
However, when asking practitioners what their main focus was, the results are much broader and perhaps more importantly, quite different:



The results of the above pie chart show that the main two focus areas are Freelance and Teaching, this contextualises the main professional routes of professionals in Plymouth which is very much based on projects and teaching.

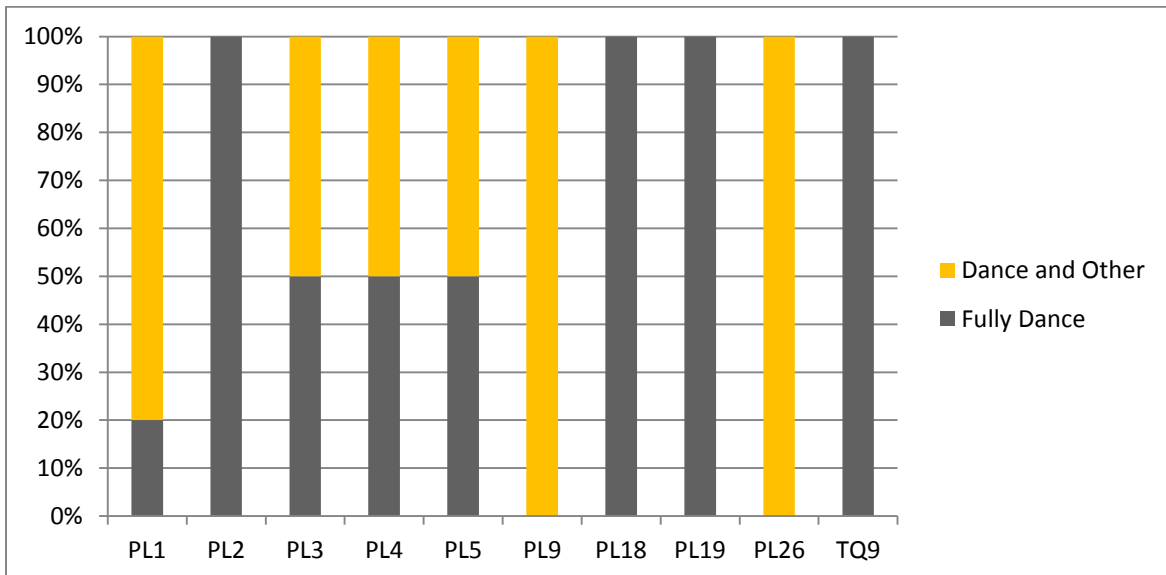
Where are they now?

The following graph shows where our practitioners currently reside:



As you can see, the majority of our professionals live in the PL4 or PL1 areas, which means they are very local to the centre of the city.

The following graph will show the correlation between postcodes and those who work 100% in dance:



As you can see, a significant percentage of most major inner city postcodes have professionals who work fully in dance. However, there are also those who travel into the city to fulfil these criteria.

This report has been collated by Jimmy Nuttall, whilst working as an Intern for Plymouth Dance.

We would like to thank all those dance professionals in Plymouth who gave their time to be interviewed and contribute to this report.

For any further information, please contact:

Plymouth Dance

admin@plymouthdance.org.uk

www.plymouthdance.org.uk